



THE RPM GROUP

RPM AUTOMOTIVE GROUP LTD (ASX:RPM)

Half Year Results FY22

February 2022

ersonal use only

RPM Automotive Group Limited is a leading player in the Australian automotive aftermarket sector

RPM has a nationwide footprint of businesses involved in importing, wholesaling, and retailing tyres, mechanical repairs, motorsport apparel and safety equipment, niche manufacturing, and roadside assistance service for the transport industry.

ABOUT RPM

FAVOURABLE INDUSTRY FUNDAMENTALS

The Australian automotive aftermarket is large, growing and remains highly fragmented

LEADING MARKET POSITIONS IN ATTRACTIVE AUTOMOTIVE SECTORS

Some of Australia's most pre-eminent companies in their respective sectors of the automotive industry

MARKET LEADING BRANDS

The RPM Group holds the rights to some of the most well known Australian automotive brands with a rich history of association in the sector

DIVERSIFIED BUSINESSES

Revenue diversity across market sectors, distribution channels, products and services within the automotive industry

EXPERIENCED BOARD AND MANAGEMENT TEAM

The founders have a proven track record of owning, building and operating automotive businesses

CLEAR ACQUISITION PLAN

Clear strategy to progress multiple acquisition opportunities in the Australian market to aggressively grow the business

PLATFORM FOR GROWTH

A national platform with operations in wholesale, retail and manufacturing

The business is designed to be scalable and has multiple regional expansion opportunities

FUNDED FOR ACCELERATED GROWTH

Sound balance sheet and cash position
\$5.6m cash at bank 31 December 2021

H1 FY22 ACHIEVEMENTS



REVENUE

Up 86% on H1 FY21 to \$34.4m

Record half year result

Growth across all four business units



EBITDA

Up 60% on H1 FY21 to \$3.1m

Strong revenue growth delivered record EBITDA



CASH BALANCE

\$5.6m as at 31 December 2021

Net cash generated of \$3.9m

Operating cashflow of (\$1.2m)



ACQUISITIONS

Acquisition and integration of seven complementary businesses

Pipeline of acquisitions in Performance and Accessories, Wheels and Tyres and Repairs and Roadside



GROWTH STRATEGY

Strong pipeline of bolt-on synergistic acquisitions

Expanding the wholesale platform with further growth opportunities and new distribution centres planned



STRONG OUTLOOK

FY22 revenue forecast of \$78m

FY22 EBITDA forecast of \$7m+

Further acquisition opportunities

OUR BUSINESSES


RPM'S FOUR DIVISIONS HAVE A NATIONWIDE FOOTPRINT IN THE AUTOMOTIVE AFTERMARKET

WHEELS & TYRES



Wholesale & distribution of industrial, commercial and passenger wheel & tyres

H1 FY22 Revenue	H1 FY22 EBITDA
\$13.7M	\$1.5M



REPAIRS & ROADSIDE



Commercial and retail tyre & auto service centers

H1 FY22 Revenue	H1 FY22 EBITDA
\$14.0M	\$0.5M



MOTORSPORT




Racegear and Racewear

H1 FY22 Revenue	H1 FY22 EBITDA
\$3.5M	\$0.5M



PERFORMANCE & ACCESSORIES



Vehicle parts and accessories

H1 FY22 Revenue	H1 FY22 EBITDA
\$3.5M	\$0.8M



OUR MARKETS AND OPPORTUNITIES



THE AUSTRALIAN AUTOMOTIVE PARTS & MAINTENANCE SECTOR REPRESENTS ABOUT \$34 BILLION¹ IN ANNUAL REVENUE



THE SECTOR IS HIGHLY FRAGMENTED



RPM HAS A STRONG TRACK RECORD OF DRIVING CONSOLIDATION VIA ITS VERTICALLY INTEGRATED NATION-WIDE FOOTPRINT



RPM IS FOCUSED ON GROWING WHEELS & TYRES, REPAIRS & ROADSIDE AND PERFORMANCE & ACCESSORIES DIVISIONS

¹ Australian Automotive Aftermarket Association



THE RPM GROUP

ersonal use only

FINANCIALS



H1 FY22 FINANCIAL SUMMARY

PROFIT AND LOSS

	H1 FY22 (\$m)	H1 FY21 (\$m)
Revenue	34.4	18.5
Gross Profit	10.9	7.9
EBITDA	3.1	1.9
NPAT	1.3	0.9
One-offs	0.2	-
Normalised NPAT	1.5	0.9

BALANCE SHEET

	31 Dec 21 (\$m)	30 Jun 21 (\$m)
Cash and equivalents	5.6	1.7
Other Assets	60.8	44.8
Total Assets	66.4	46.5
Total Liabilities	33.2	19.6
Shareholder's Equity	33.2	26.9


CASH FLOW STATEMENT


	H1 FY22 (\$m)	H1 FY21 (\$m)
Operating cashflows	(1.2)	(0.5)
Investing cashflows	(5.1)	(2.0)
Financing cashflows	10.2	4.4


⚙️ 78% increase in Revenue


⚙️ 63% increase in EBITDA to company record \$3.1 million

H1 FY22 RESULTS WHEELS & TYRES

 **Strong** result in Wheels & Tyres driven by ongoing demand from the heavy transport and logistics sectors

 **Significant** commercial tyres growth partly offset by a lockdown restrictions impacting passenger tyre sales

 **Revenue** of \$13.7m, up 66% on H1 FY21


 **EBITDA** contribution of \$1.5m, up 275% on H1 FY21


 **Two** new warehouses added in Victoria and Queensland


WHEELS & TYRES


	H1 FY22	H1 FY21	Change
Revenue (\$m)	13.7	8.2	+66%
Gross Profit (\$m)	3.7	1.9	+95%
Gross Margin (%)	27.8%	23.1%	+4.7pp
EBITDA (\$m)	1.5	0.4	+275%


H1 FY22 RESULTS PERFORMANCE & ACCESSORIES

 **Performance & Accessories** traded above expectation given retail volatility due to lockdowns

 **Strong** December – historically the weakest month – as lockdowns lifted in key markets

 **Revenue** of \$3.5m, up 77% on H1FY21


 **EBITDA** contribution of \$0.8m, up 167% on H1 FY21


 **Further** expansion opportunities in H2 FY22 and beyond, led by integration of recent Safety Dave acquisition


PERFORMANCE & ACCESSORIES


	H1 FY22	H1 FY21	Change
Revenue (\$m)	3.5	2.0	+77%
Gross Profit (\$m)	2.0	1.7	+18%
Gross Margin (%)	57.0%	85.0%	-28.0pp
EBITDA (\$m)	0.8	0.3	+167%

H1 FY22 RESULTS REPAIRS & ROADSIDE

 **Repairs & Roadside** performed well despite retail disruptions in the early reporting period

 **Revenue** of \$14.0m, up 122% on H1 FY21


 **EBITDA** contribution of \$0.5m, up 15% on H1FY21


 **Significant** growth opportunities in the short to medium term in Repairs & Roadside


REPAIRS & ROADSIDE


	H1 FY22	H1 FY21	Change
Revenue (\$m)	14.0	6.3	+122%
Gross Profit (\$m)	3.5	2.1	+75%
Gross Margin (%)	25.0%	33.3%	-8.3pp
EBITDA (\$m)	0.5	0.4	+15%

H1 FY22 RESULTS MOTORSPORT

 **Motorsport** rebounded strongly after a tough start to the half with lockdowns in NSW and VIC

 **Revenue** of \$3.6m, up 16% on H1 FY21

 **EBITDA** contribution of \$0.5m, down 29% on H1 FY21

 **Trading** conditions improving into the second half with rejuvenated motorsport calendar

MOTORSPORT			
	H1 FY22	H1 FY21	Change
Revenue (\$m)	3.5	3.3	+6%
Gross Profit (\$m)	1.7	1.8	-5%
Gross Margin (%)	48.6%	54.5%	-5.9%
EBITDA (\$m)	0.5	0.8	-37%



THE RPM GROUP

ACQUISITION GROWTH STRATEGY

ersonal use only

CUSTOMER ACQUISITION GROWTH STRATEGY



Identify similar complementary businesses to unlock synergies



Target approximately ~50% scrip and ~50% cash (paid out over a period of time) consideration



Aim to purchase businesses on attractive valuation metrics of 3.5 – 5x earnings



Apply a term payout to retain vendors in the business for 3+ years; escrow applied to scrip consideration



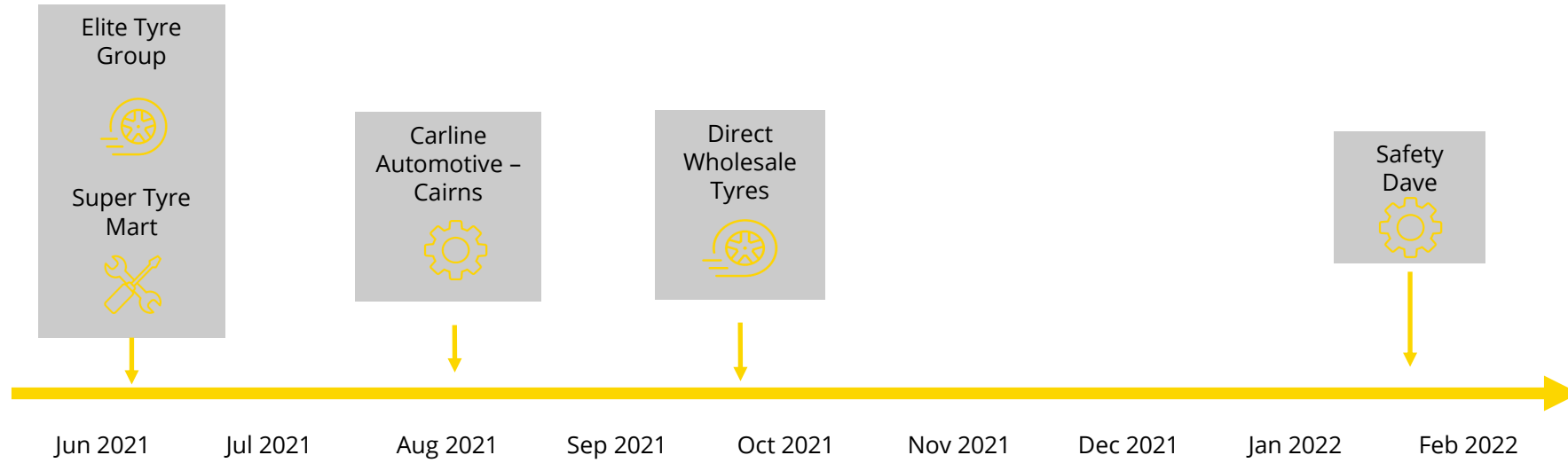
In H1 FY22 RPM completed 5 acquisitions to support its growth strategy, building on 5 acquisitions in FY21



RPM has identified multiple new potential strategic acquisition targets that would unlock synergies – more locations with more products to more customers

H1 FY22 ACQUISITION & INVESTMENT SUMMARY

ACQUISITIONS



INVESTMENTS



**ACROSS H1 FY22 RPM HAS:
COMPLETED FIVE ACQUISITIONS
INVESTED IN TWO AUTOPARTS WAREHOUSES**

ersonal use only

SUMMARY

H1 FY22 HIGHLIGHTS

- Record revenue of \$34.4m and EBITDA of \$3.1m
- 5 strategic acquisitions of complementary businesses that will deliver meaningful cost and revenue synergies
- Strong investment strategy to support rapid growth

H2 FY22 OUTLOOK

- Further acquisition opportunities to continue the Company's growth strategy
- Integration success and cross-selling opportunities & synergies of recent acquisitions, particularly Safety Dave, to support further revenue growth
- Further improvements in trading conditions as COVID-19 restrictions ease and activity increases while we still remain cautiously optimistic

FY22 GUIDANCE FOR STRONG GROWTH

- FY22 revenue target of \$78m, 75% increase on FY21
- FY22 EBITDA target of \$7m+, 56% increase on FY21



THE RPM GROUP

ersonal use only

THANK YOU
Questions?





THE RPM GROUP

ersonal use only

APPENDIX



CORPORATE SNAPSHOT

ersonal use only

CAPITAL STRUCTURE¹

Shares on Issue	141.9m
Options	20.9m
Share Price (17/02/22)	\$0.28
Market Capitalisation	\$40.0m
52-week High	\$0.470
52- week Low	\$0.265

¹ Market data sourced from IRESS as of 18 February 2022

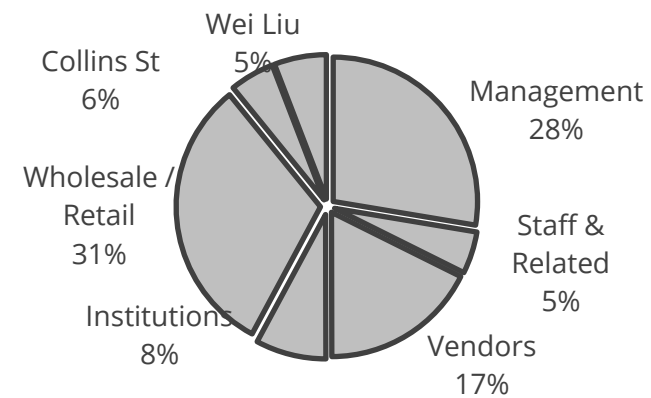
FOUNDERS' INTERESTS

Lawrence Jaffe (Exec. Director)	~14%
Clive Finkelstein (CEO / MD)	~14%
Management (original vendors)	~17%
Collins Street Value Fund	~6%
Staff and Related Individuals	~5%

SHARE PRICE PERFORMANCE (\$/SHARE)¹



REGISTER





Grant Carman - Non-Executive Chairman

Grant Carman is a chartered accountant with over 30 years of experience in corporate finance and Australian capital markets.

Grant has held senior executive positions for and acted as a corporate adviser to a large number of Australian and international companies from a range of industry sectors, including financial services, automotive, pharmaceuticals, wholesale distribution, manufacturing, services, resources, technology and telecommunications.



Clive Finkelstein – CEO/Managing Director

Clive is a co-founder and promoter of the RPM Group. Clive has over 20 years' experience in the automotive sector, having built, managed and sold a number of automotive companies including a parts and accessories manufacturer and wholesaler and a 4WD franchise group.

Clive's experience spans international markets, manufacturing, development, wholesale, retail and franchising of automotive businesses.

Clive is a significant shareholder in the RPM Group.



Lawrence Jaffe – Executive Director

Lawrence is a co-founder and promoter of the RPM Group. Lawrence has a strong financial background having worked in Private Equity, Mergers and Acquisitions including for a major Australian financial institution.

He has over 20 years' experience in the automotive sector and was the CEO of RPM Australasia until 2015 when the group sold off one of its subsidiaries. Lawrence remained on as non-executive Chairman of RPM Australasia and has now re-joined the executive team.

Lawrence is a significant shareholder in the RPM Group.



Alex Goodman - Non-Executive Director

Alex has a strong background in Private Equity, business expansion of Private Companies and Executive Management in Global Companies such as IBM, Lotus (Boston) and Amdahl (Silicon Valley).

After worked in Jagen P/L, the family office of the Liberman Family, and sat as a Director, on a number of boards which included activities such as Investment Management and Mergers and Acquisitions.



Damian Banks- Non-Executive Director

Damian has extensive experience in the financial services, health, and employment sectors. His most recent executive role was as Managing Director and CEO of Konekt Ltd, technology-focused health, and employment company. He led Konekt from its listing on ASX in 2012 through to its successful sale to private equity in December 2019. Mr. Banks previously had a 15-year career, including several leadership positions with Westpac Banking Corporation.

IMPORTANT NOTICE AND DISCLAIMER

Overview

This document is issued by RPM Automotive Group Limited ACN RPM ("RPM Automotive" or "RPM") on 24 February 2022.

Summary Information

This document contains summary information about RPM Automotive and its associated and proposed associated entities and their activities as known by RPM Automotive at the date of this document. The information contained in this document is of general background and does not purport to be complete. It should be read in conjunction with RPM Automotive's periodic and continuous disclosure announcements lodged with ASX which are available at www.asx.com.au.

This document is not a prospectus or other offering document under Australian or any other law. This document does not contain all of the information which would be required to be disclosed in a prospectus or other offering document. The information in this document remains subject to change without notice.

Not an offer

This document is for information purposes only and is not an invitation nor offer of securities for subscription, purchase or sale in any jurisdiction. This document will not be lodged with ASIC and is not approved by or registered with any regulator in any jurisdiction. This document should not be considered to be an offer or invitation or a solicitation of an offer to acquire entitlements or New Shares or any other financial products and neither this document nor any of its contents will form the basis of any contract or commitment.

Forward-looking statements

This document may contain certain forward-looking statements. Forward-looking statements can generally be identified by the use of forward looking words such as 'anticipate', 'believe', 'expect', 'project', 'forecast', 'estimate', 'likely', 'intend', 'should', 'will', 'could', 'may', 'target', 'plan' and other similar expressions within the meaning of securities laws of applicable jurisdictions, and include statements regarding outcome and effects. Indications of, and guidance or outlook on future earnings, distributions or financial position or performance are also forward-looking statements. These forward-looking statements have been made based upon RPM's expectations and beliefs concerning future developments and their potential effect upon RPM (and its controlled entities) and are subject to known and unknown risks and uncertainties which are, in many instances, beyond RPM's control, and may involve significant elements of subjective judgement and assumptions as to future events which may or may not be correct. No assurance is given that future developments will be in accordance with RPM's expectations. Actual results could differ materially from those expected by RPM and RPM assumes no obligation to update any forward-looking statements or information.

Not advice or recommendation

The information set out in this document does not constitute or purport to be a securities or other recommendation by RPM or any other person and has been prepared without taking into account the objectives, financial situation or needs of any recipient or other person. The information in this document does not constitute financial product advice (nor investment, taxation or legal advice).

Before making an investment decision, investors should consider the appropriateness of the information having regard to their own objectives, financial situation or needs and seek appropriate advice applicable to them in their jurisdiction. An investment in RPM is subject to investment risk including possible loss of income and principal invested.



THE RPM GROUP

INVESTORS

Ronn Bechler

P: 0400 009 774

E: ronn.bechler@marketeye.com.au

MEDIA

Tristan Everett

P: 0403 789 096

E: tristan.everett@marketeye.com.au

Hugh Morgan

P: 0407 453 109

E: hugh.morgan@marketeye.com.au

www.rpmgroup.net.au

www.linkedin.com/company/rpm-automotive-group-limited/

<https://www.facebook.com/therpmautomotivegroup/>